



Portland Job News You Can Use

Jake Procino, Workforce Analyst/Economist
for Multnomah County



Have you ever been asked to participate in a Bureau of Labor Statistics Survey? *Please Do!*

BLS survey information is gathered to create data for businesses, jobseekers, workers and policy-makers about the economy including:

Employment*	Unemployment*	Occupational Wages*
Job vacancies*	Productivity	Occupational Employment*
Consumer spending patterns	Workplace injuries	Compensation
Long-term employment projections*	Employer-provided benefits	Price movements

** Collected and produced by Oregon Employment Department*

Your response is vital to ensuring accurate, complete, and unbiased data that is representative of the people and businesses in Oregon and the United States.

Your confidential responses are protected by federal and state law and strict security policies that prohibit us from releasing any information that could reveal the identity of you or your business without your consent.

Thank you for helping us track the Oregon economy!

Economic Sentiment is Pretty Gloomy

BUSINESS

Outlook on economy brightens as inflation slows, including grocery prices

Updated: Jan. 24, 2024, 7:35 a.m. | Published: Jan. 24, 2024, 5:49 a.m.



Mar 11, 2024 - News

Layoffs hit Portland's Nike, Columbia, UPS and more



Joseph Gallivan



Illustration: Aida Amer / Axios

Hundreds of layoffs have hit Portland-area businesses since January, and the cuts have affected some of the region's marquee employers, including [Nike](#), [Columbia Sportswear](#), [UPS](#), [Vacasa](#), and advertising agency [Wieden + Kennedy](#).

Portland Tribune Reader Sentiment is Mixed, but Largely Gloomy

Reader: “Prices are going up but business’s can’t afford a higher wages for employees.”

Reader: “Inflation is too high. Housing is too high. Insurance is too high.”

Reader: “Businesses are hiring and building is happening. Infrastructure projects all over the state. People are traveling. The shopping malls are crowded.”

Reader: “A person can’t afford to live and eat in Oregon.”

Reader: “I am working one full-time job and two part-time jobs and barely supporting a family with house payments, school debt, taxes, and inflation.”

Reader: “Utilities keep going up. The cost of groceries is ridiculous as well as gas prices. The cost of rent/mortgages are rising. The roads are not getting repaired. The only concern the government has is about the homeless population.”

Reader: “Everything is too expensive: buying a house, renting, gas, food, power bills and heating bills, we’re over-taxed.”

Reader: “Too many people are struggling to make it. Housing costs are too high.”

Reader: “Inflation along with lack of employment compensation to offset the effects of high prices for basic needs is creating hardships for low and middle class folks.”

Reader: “Unemployment is low, many employers are hiring, several unions negotiated pay raises for their employees, lots of spending during the holidays and people are traveling.”

Reader: “Rent and housing too high. A loaf of bread and a can of beans cost \$8.50. 4 years ago \$2.00 for the same.”

Reader: “I’m doing well financially and everyone I know is also doing well. All the businesses I visit are busy.”

Reader: “More and more people—even working full time, even working more than one job—can’t afford a place to live as well as groceries, medical care, transportation, etc.”

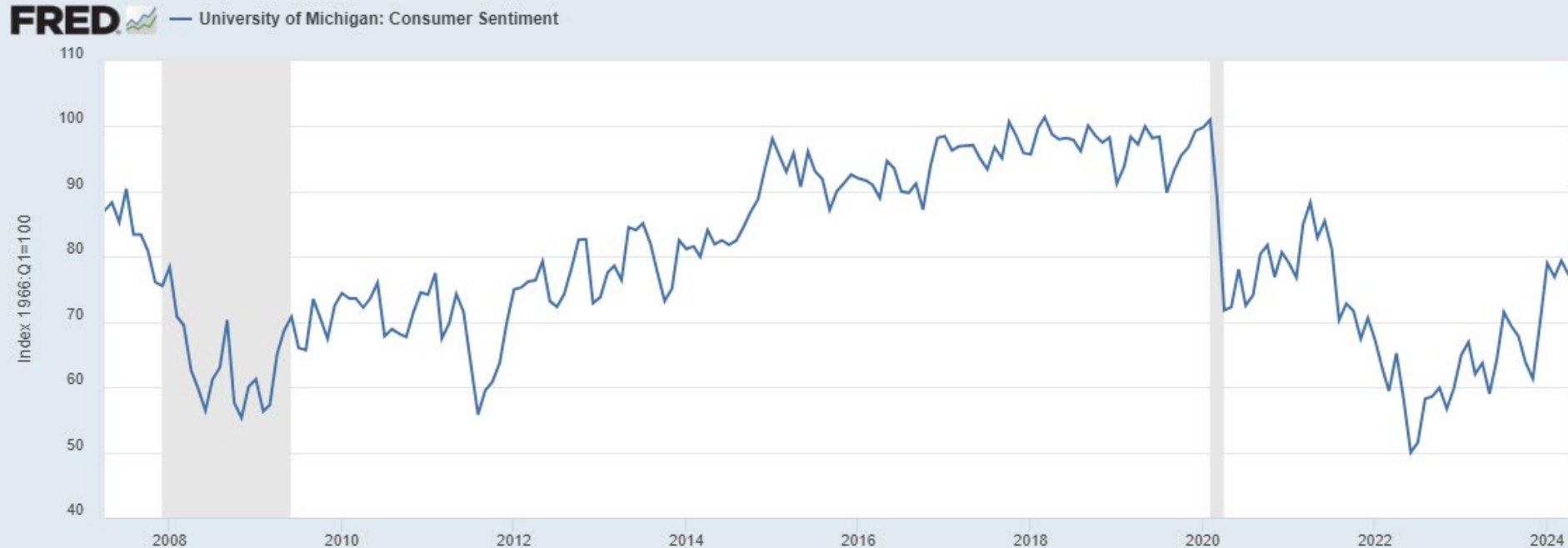
Reader: “Everyone, everywhere has taken a hit over the past several years. As a whole, I think the state is rebounding incredibly well financially.”

Reader: “Things haven’t changed for me because I have a stable job and own my home. Things have gotten really expensive though, I can afford it but many people are struggling right now.”

Source: https://www.portlandtribune.com/opinion/readers-respond-heres-how-oregonians-feel-about-the-economy-today/article_56884cf0-bf98-11ee-b376-83fe0bf3b771.html



Consumer Sentiment Improving, but Remains Low



Shaded areas indicate U.S. recessions.

Source: University of Michigan

fred.stlouisfed.org

Consumer Spending Continues to Increase (Even Accounting for Inflation)



Shaded areas indicate U.S. recessions.

Source: U.S. Bureau of Economic Analysis

fred.stlouisfed.org



Portland Metro Area Had Largest Loss of Employment Among U.S. Cities Over Past Year

A spate of layoffs and slowing arrivals are hurting Stumptown's employment numbers.

 Expand



ON THE JOB: Serving lunch on the Portland Spirit. (Michael Raines)

By [Anthony Effinger](#)

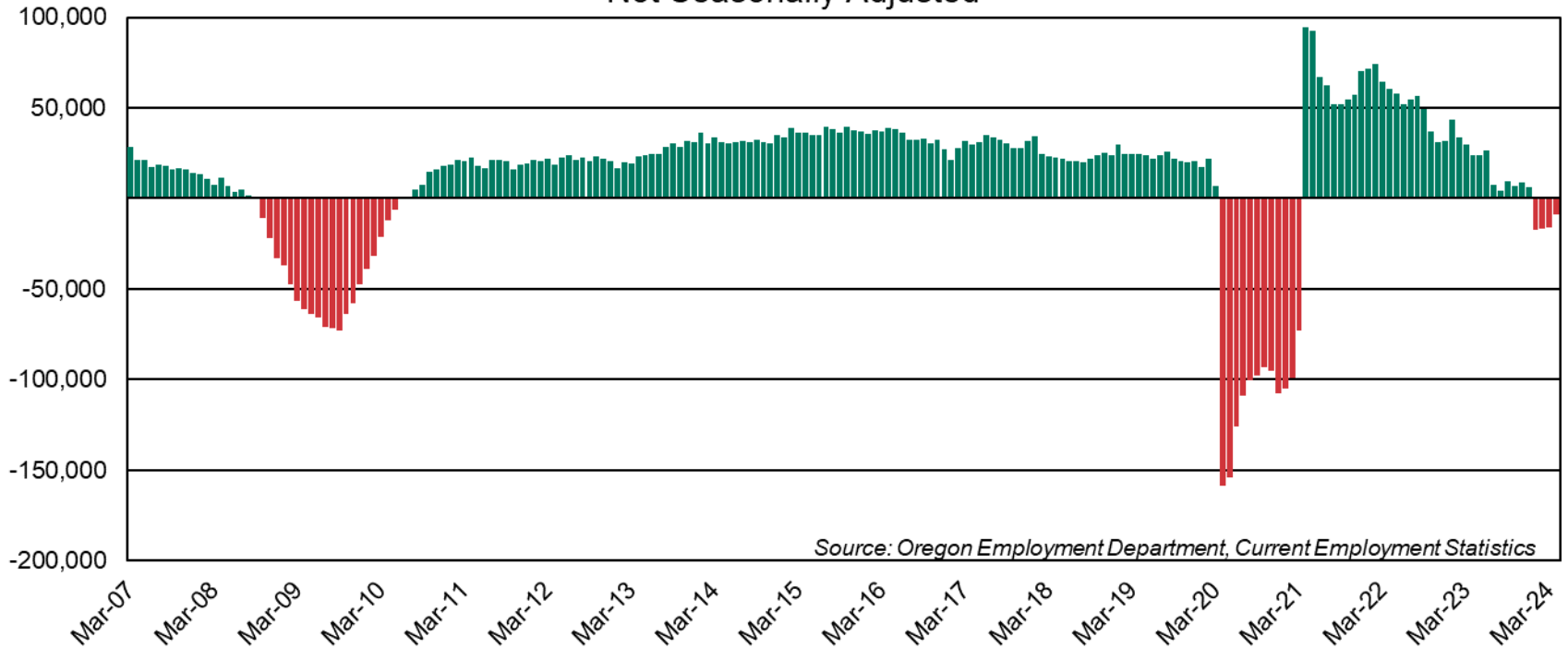
May 02, 2024 at 6:53 pm PDT

Though National Spending and Economy Seems Ok, We Still Some Challenges At the Local Level



Employment shrank by -9,100 jobs (or -0.7%) from April 2023 to April 2024.

Portland MSA Year-Over-Year Job Change
Not Seasonally Adjusted



Source: Oregon Employment Department, Current Employment Statistics

COVID-19 Job Changes Compared to Great Recession Job Changes

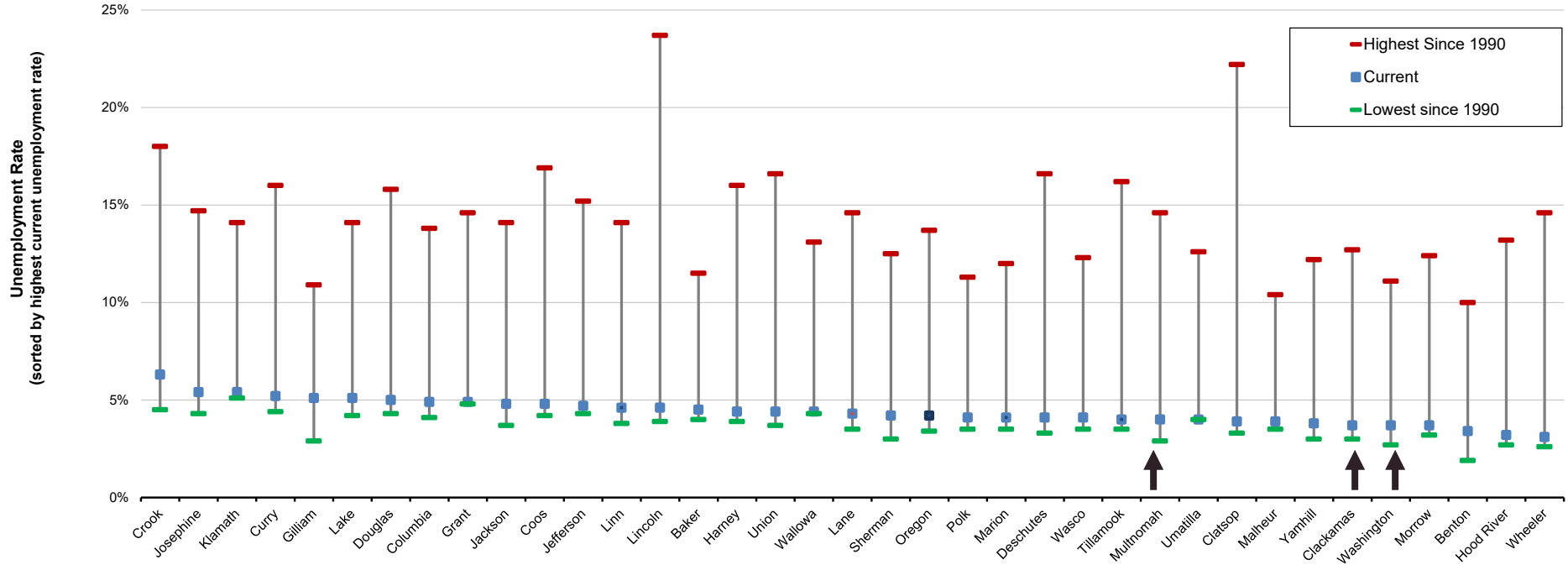


Source: Oregon Employment Department QualityInfo.org

Unemployment Rate is Low

Unemployment Rates in Oregon Counties

Current Rate (April 2024), Record High, and Record Low for Each County, Seasonally Adjusted

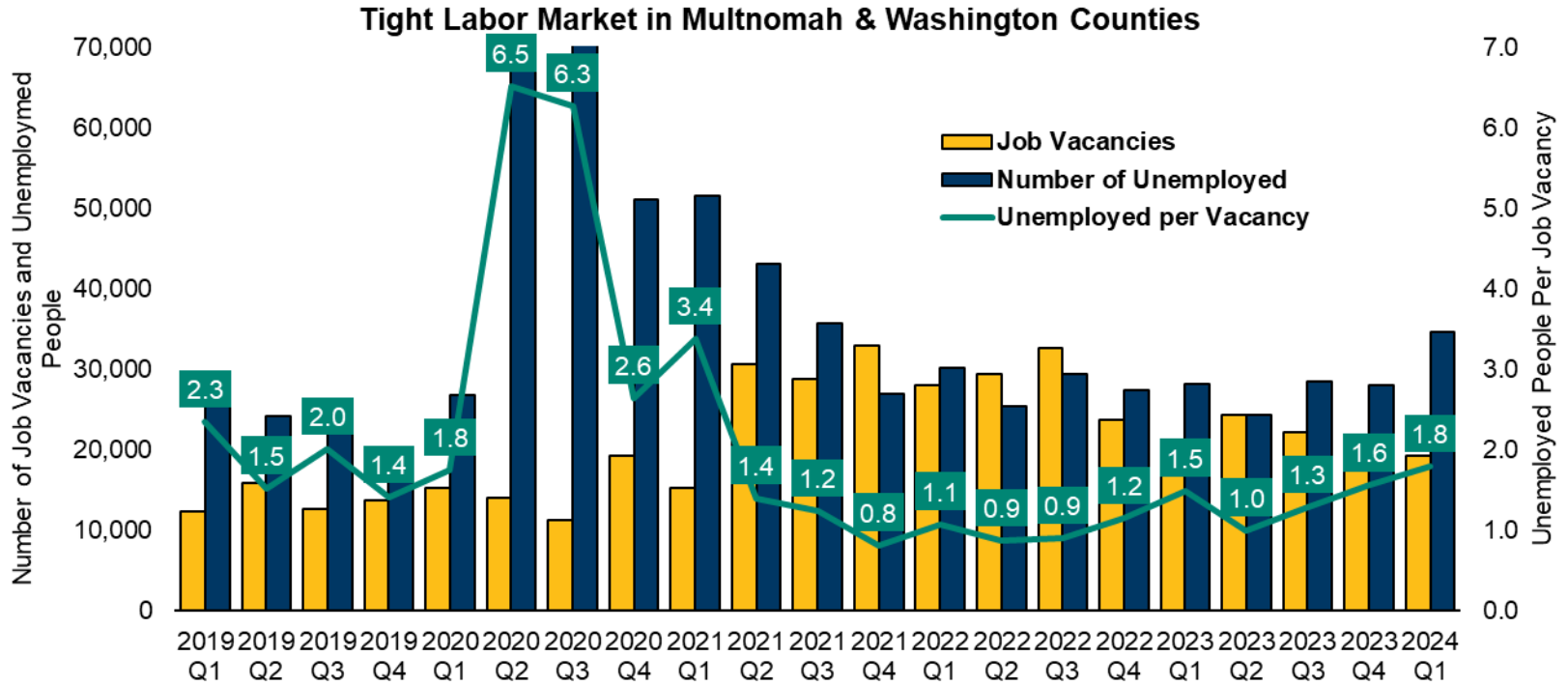


Source: Oregon Employment Department, Local Area Unemployment Statistics



Portland's Labor Force Needs

Though Labor Market is Loosening, Job Demand Remains Elevated

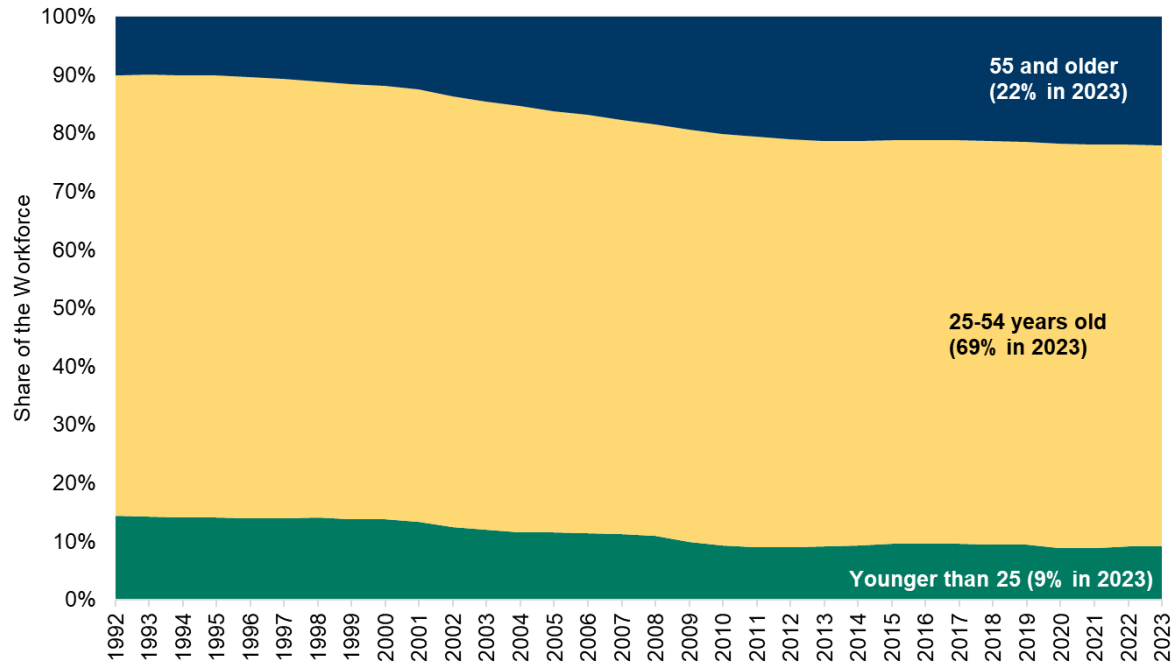


Source: Oregon Employment Department, Local Area Unemployment Statistics, Job Vacancy Survey



22% of the workforce is expected to retire in the next 10 years

More Than One in Five Multnomah County Jobs is Held by Workers Aged 55 or Older

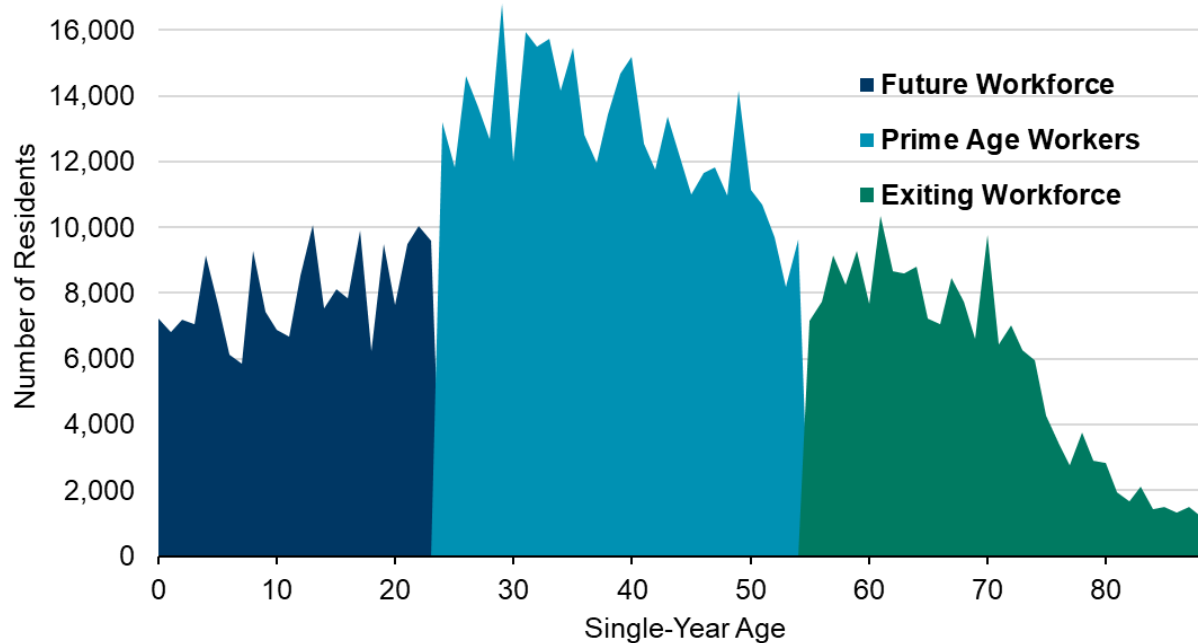


Source: Census, Quarterly Workforce Indicators



Not Enough Young People to Replace the Outgoing Workforce

Multnomah County Population by Age, 2022

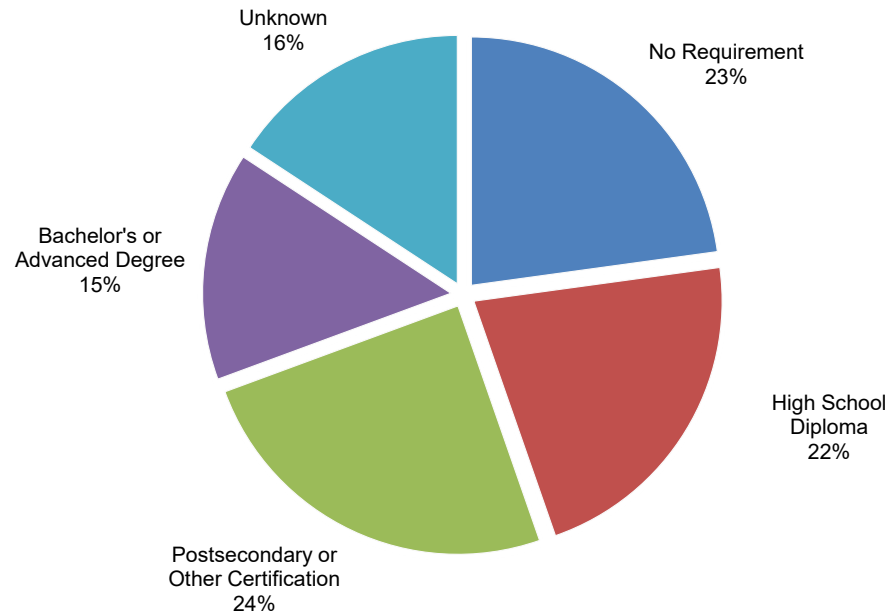


Source: U.S. Census Bureau

Job Demand Now

Most Job Openings Don't Require Post-Secondary Education or Training

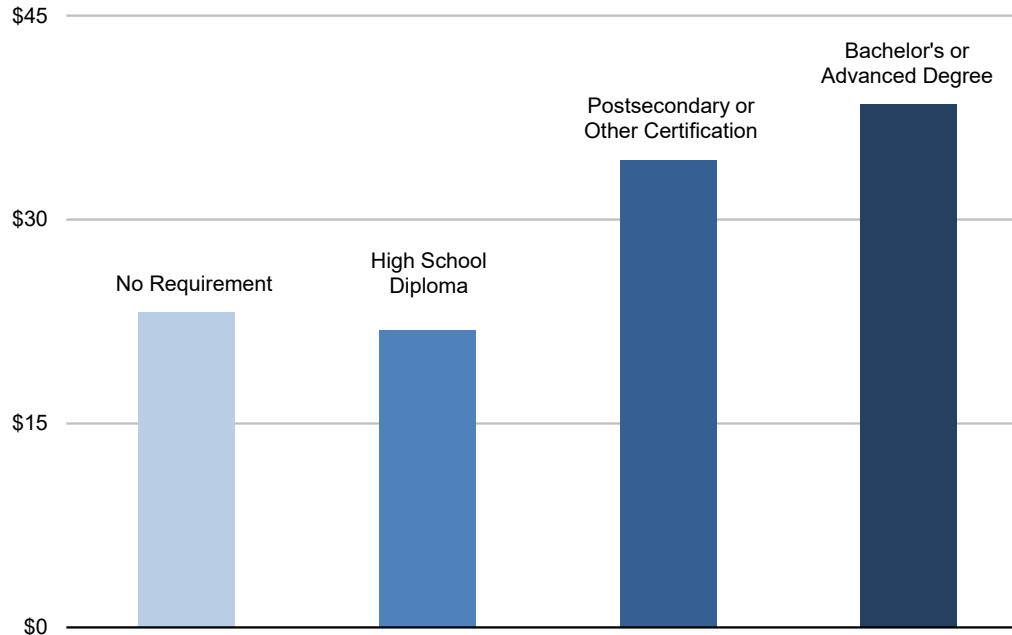
Portland Metro Job Vacancies by Education Requirement, 2023



Source: Oregon Employment Department

Though, Jobs Requiring More Education Tend to Be Higher Paying

Average Hourly Wage for Portland Metro Job Vacancies
by Education Requirement, 2023



Source: Oregon Employment Department

Many Job Openings Requiring More Education Tend to Require Previous Experience

Portland Metro Job Vacancies by Required Education Level, 2023

Required Education Level	Vacancies	Average Hourly Wage	Full-time Positions	Permanent Positions	Require Previous Experience	Difficult to Fill
All Education Levels	21,685	\$28.81	91%	97%	66%	51%
No Requirement	4,951	\$23.20	86%	91%	65%	53%
High School Diploma	4,735	\$21.85	91%	99%	66%	60%
Postsecondary or Other Certification	5,359	\$34.39	91%	100%	86%	60%
Bachelor's or Advanced Degree	3,223	\$38.51	92%	96%	92%	60%
Unknown	3,417	\$32.32	100%	100%	9%	12%

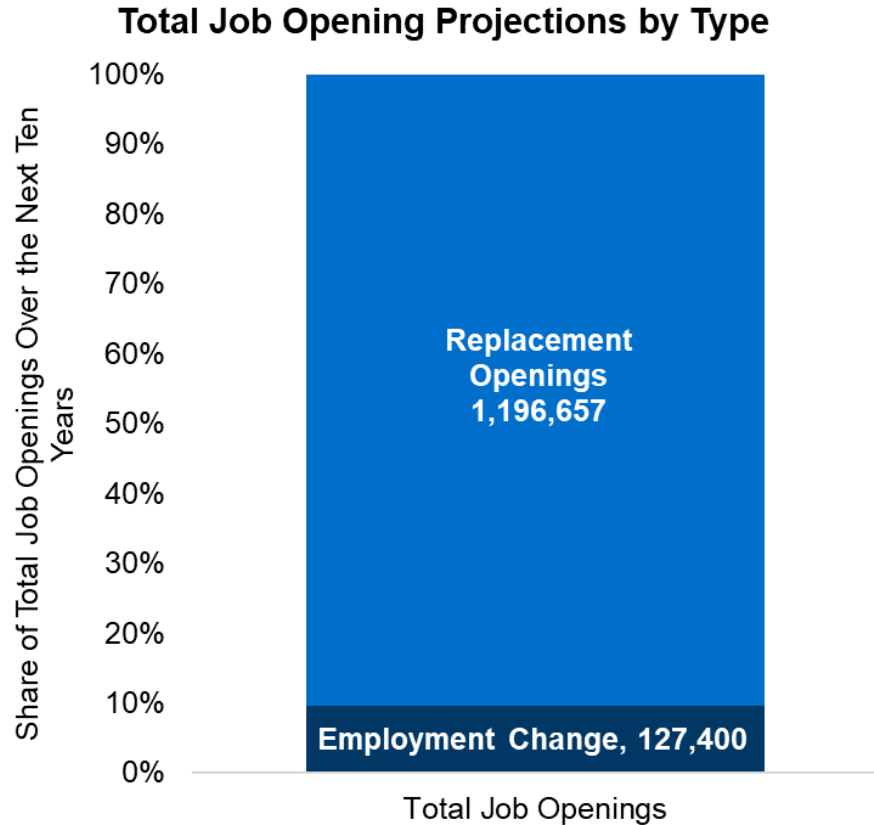
Source: Oregon Employment Department



Job Demand In The Future

Replacement Workers Will Be Needed

- Over 90% of job openings in the Portland Tri-County over the next decade will be replacement openings
- Workers will be needed for all industries even if an industry is not projected to grow in employment numbers



Source: Oregon Employment Department, Occupational Projections 2022-2032

Service-Related Occupations Have the Most Jobs Openings Among Occupational Groups

- The fast growth in health care occupations is attributed to the aging of Oregon's population
- The fast growth in service occupations is mainly caused by the job losses incurred in 2020

Total Job Openings by Occupational Groupings



Source: Oregon Employment Department, Occupational Projections 2022-2032

Most Openings Requiring and Associate's Degree

Occupations with the Most Projected Job Openings 2022-2032
with an Associate's Degree as the Typical Entry-Level Education

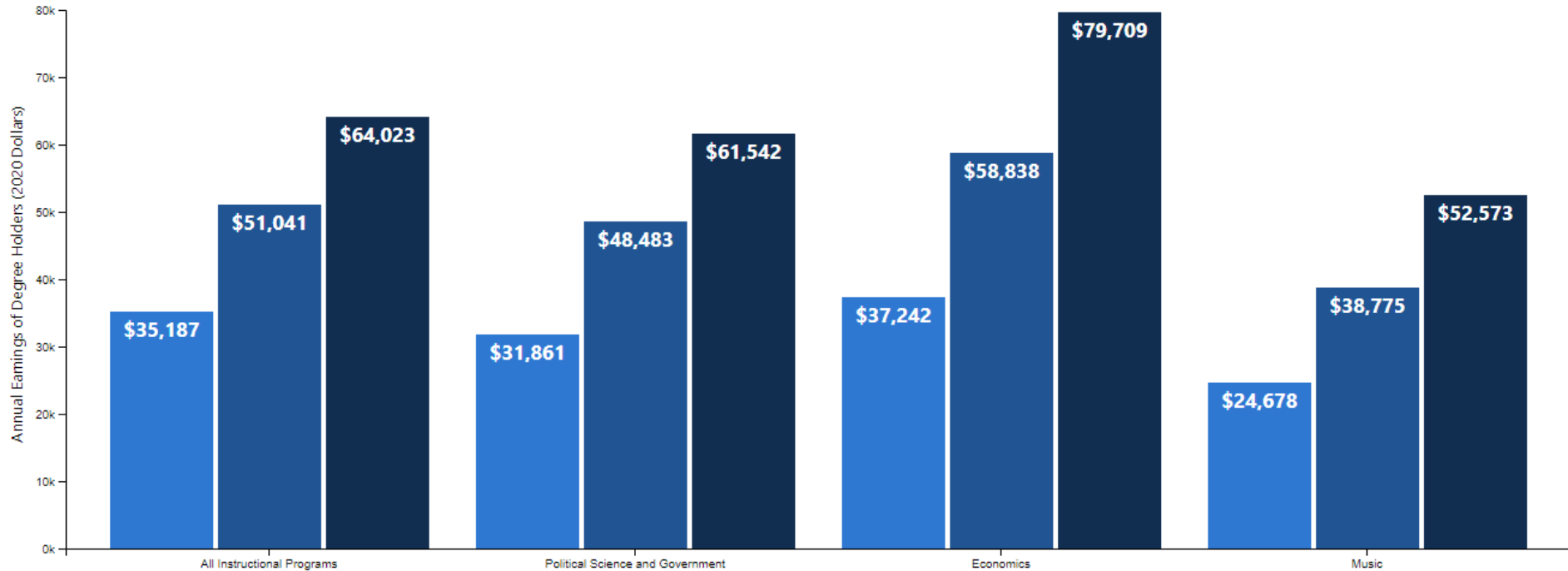
Occupation Title	Total Openings
Preschool Teachers, Except Special Education	4,876
Construction Managers	4,689
Paralegals and Legal Assistants	3,478
Graphic Designers	2,508
Electrical and Electronic Engineering Technologists and Technicians	2,223
Industrial Engineering Technologists and Technicians	2,203
Biological Technicians	1,879
Dental Hygienists	1,613
Interior Designers	1,404
Transportation, Storage, and Distribution Managers	1,238

Source: Oregon Employment Department, Occupational Projections 2022-2032

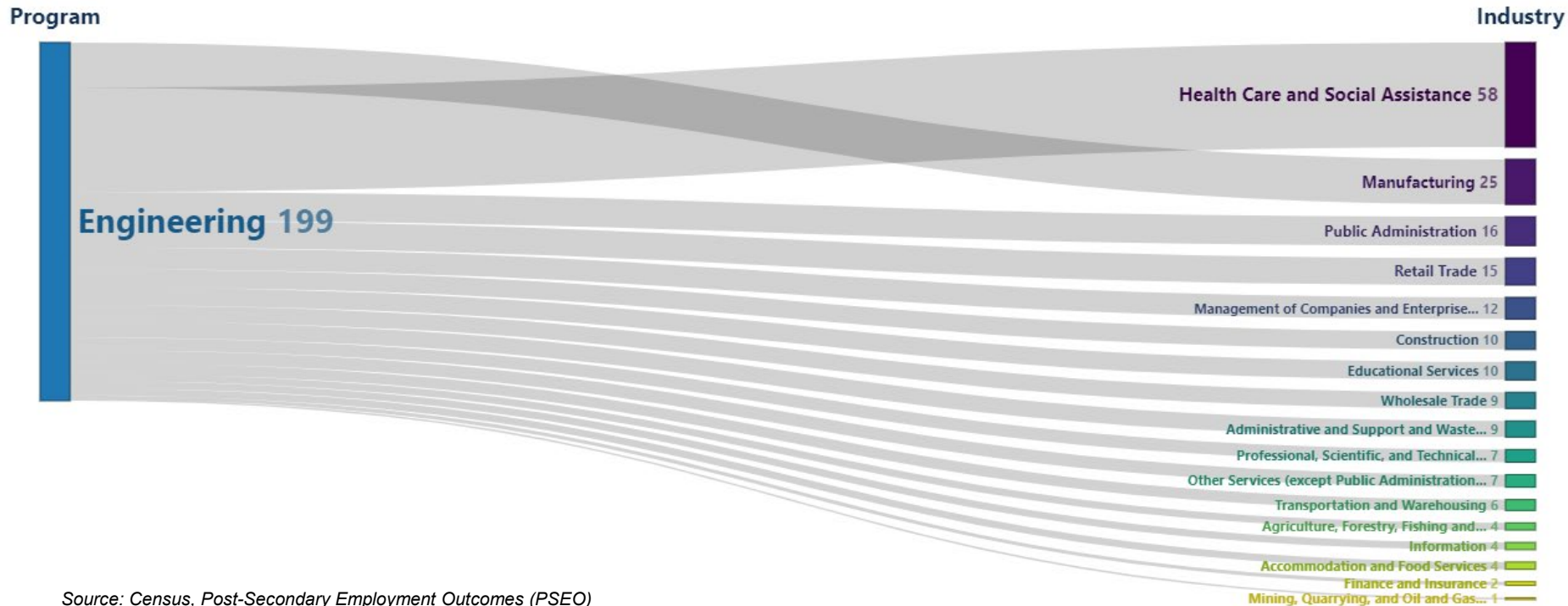
Tools for Career Exploration

Post-Secondary Outcomes Explorer (PSEO)

<https://lehd.ces.census.gov/applications/pseo/>



PCC Engineering Flows to Industry



Source: Census, Post-Secondary Employment Outcomes (PSEO)

QualityInfo.org

Career Explorer

Occupation Profile

Career Explorer



All Occupations
Portland Tri-County (Clackamas, Multnomah, Washington)
41 Occupations Found

Additional Filters:
Education: Associate's Degree

+ View Chart



Occupation	2021 Emp.	2021- 2031 Emp. Growth	Typical Education	2022 Median Annual Salary	Current Job Listings	Projected Annual Openings	STEM	High Wage	High Skill	High Demand
Preschool Teachers, Except Special Education	3,272	30.9%	Associate's degree	\$38,268	72	441	--	--	x	x
Veterinary Technologists and Technicians	366	23.8%	Associate's degree	\$41,909	77	40	--	--	x	x
Agricultural and Food Science Technicians	--	--	Associate's degree	\$41,932 see note	2	--	x	--	x	x
Morticians, Undertakers, and Funeral Directors	79	22.8%	Associate's degree	\$48,065	2	11	x	--	x	--
Electro-Mechanical Technicians	43	9.3%	Associate's degree	\$48,933	6	3	x	--	x	--
Biological Technicians	1,330	12.6%	Associate's degree	\$49,997	139	158	x	--	x	x
Chemical Technicians	209	16.7%	Associate's degree	\$50,778	6	24	x	x	x	--
Embalmers	--	--	Associate's degree	\$50,989	0	--	x	x	x	--
Life, Physical, and Social Science Technicians, All Other	680	26.5%	Associate's degree	\$51,058	1	102	x	x	x	x
Geological and Petroleum Technicians	--	--	Associate's degree	\$52,550 see note	0	--	x	x	x	--

Occupation Profiles

Economists (193011)
Oregon (All Counties)

Median Hourly Wage	2021 Employment	Job Openings per Year	10-Year Growth
\$86.22	211	17	14.2%

Description

Conduct research, prepare reports, or formulate plans to address economic problems related to the production and distribution of goods and services or monetary and fiscal policy. May collect and process economic and statistical data using sampling techniques and econometric methods. Excludes "Market Research Analysts and Marketing Specialists" (13-1161).



+ Expand All

+ Job Openings Listed with the Oregon Employment Department

+ Job Openings from Other Websites

+ State of Oregon Licenses & Certifications

+ Wage Range 2022

+ Employment Outlook

+ Area Employment Projections

+ Industries of Employment

- Educational Requirements
for Economists

The typical entry level education for this occupation is a Bachelor's degree. Those with a Master's degree have a competitive advantage in the labor market.

+ Knowledge, Skills, Abilities, and Work Activities

+ Schools and Training Providers

+ Related Occupations





**Jake Procino, Workforce Analyst/Economist
for the Portland Area**

Jake.D.Procino@employ.oregon.gov

Get the latest workforce and economic research delivered to your inbox!
Sign up at <https://www.qualityinfo.org/p-sofrm/>

Join the conversation:

Twitter [@OED Research](https://twitter.com/OED_Research)

